



Apply Primer -or- Pro-Bloc



Cut to Correct Length

Align with 2" Overlap  
Remove Paper and Press  
into PlaceApply Protecto Grip  
Adhesive

## INSTALLATION:

Follow wood flooring manufacturers recommended installation instructions as to fully adhered or floating floor installation guidelines. Installation must also conform to NWFA standards.

Wood flooring and Whisper Mat HW membrane must acclimate to job site conditions before installation. Concrete subfloors must be dry, clean and free of dirt, grease, wax, paint, oil or anything that would adversely affect adhesion of the Whisper Mat.

Subfloors must be checked for excessive moisture. If subfloor moisture/vapor is higher than 3 lbs., use Pro-Bloc to reduce Moisture Vapor Transmission from up to 8 lbs down to 3 lbs. Subfloors must be flat to 3/16" in a 10' radius. Leveling cements must be completely dry before membrane application.

**Priming the subfloor:** Always apply the Protecto Wrap #6000 primer to the subfloor and allow to dry (approx 20-30 min.) before installing the Whisper Mat HW to ensure a good bond.

\* For Whisper Mat HW Plus, see Important note below.

Unroll Whisper Mat HW with the release liner side down. Cut the length approximately 12" longer than the distance to be covered to allow for a trimmed fit. Fold back half of the length of the roll back over the other half of the material. Score through the release liner only, taking care not to cut completely through membrane. Pull release liner away from membrane where scored. As the release liner is pulled away, hand-smooth the membrane to contact the primed subfloor. Keep the release liner material close to the floor while pulling away, this will allow for a more controlled application of the membrane.

**Take note:** there will be an immediate and aggressive bond of the membrane to the primed subfloor. Realignment of the membrane can be difficult once adhered to the subfloor.

**Waterproofing Applications:** Installations requiring waterproofing characteristics must have a topical application of Defenseal anti-fracture and waterproofing membrane at the seams of the Whisper Mat HW. Using a 3/8" nap paint roller, apply a liberal thickness, 6" wide layer of Protecto Grip over the seam (3" of Protecto Grip to overlap onto both sides of where the edges of the Whisper Mat HW meet.) Be sure to have the seam completely covered with Protecto Grip with no gaps. Allow Protecto Grip to cure fully before installing the wood flooring.

Spread Protecto Grip Wood Flooring Adhesive onto Whisper Mat HW. (See Protecto Grip Installation Instructions for proper trowel size and curing times required for the wood flooring to be installed.) Continue to follow wood flooring manufacturer's installation recommendations through the remainder of the flooring installation.

### Note: Approved Wood Adhesives

Use Protecto Grip Wood Flooring Adhesive to bond wood flooring to Whisper Mat HW. (Contact Protecto Wrap for list of other approved adhesives). Note: Solvent and most urethane based adhesives are not compatible with Whisper Mat HW. Installation procedures and job site conditions must be in accordance with flooring manufacturer's recommendations and NWFA installation standards.



### \*IMPORTANT\*



- Pro-Bloc will reduce moisture vapor transmission from up to 8 lbs down to 3 lbs in preparation for Whisper Mat-HW
- **Spread Rate:** Approximately 300 sq. ft. per gallon 1 coat (coverage is dependent on substrate porosity, application and installation methods.)
- **Drying Time:** Dry to touch before applying second coat. Two hour minimum. Dry for 48 hours after application of 2nd coat.
- **Application:** Over most substrates use a very smooth short nap roller.
- **Solvent Free:** Low odor, safe for occupied buildings, hospitals, nursing homes, etc. Moisture and alkali resistant.
- Whisper Mat HW Plus membrane may be installed over subfloors treated with application of Pro-Bloc and where moisture vapor emissions are not exceeding 3lbs (as tested by calcium chloride method)
- Membrane sheets must be installed overlapping each other using the 2" seaming edge to create a monolithic sheet across the entire subfloor.
- All NWFA and NOFMA standards and procedures must be followed as well as wood flooring manufacturers installation guidelines

**Accessories:**

P.W. #6000 water based interior primer concentrate  
 Pro-Bloc  
 Protecto Grip

**Technical Data:**

Thickness: 1/8"  
 Color: Tan top, black adhesive bottom  
 Elongation: 500% minimum (rubberized adhesive only)  
 Application Temperature: 50° to 85° Fahrenheit

**System Performance: Sound Control:**

Whisper Mat HW has been tested by certified independent acoustical laboratories in compliance with ASTM-E492-90 and ASTM-E90-97. Test construction included 3/8" engineered wood flooring over an 8" concrete slab with a sound rated gypsum board drop ceiling. Test results were Impact Insulation Class IIC 72 and Sound Transmission Class STC 71. Test results with other subfloor configurations are available by contacting Protecto Wrap Company.

**Application Standards:**

ASTM E492-90 (Rev. 96), "Standard Test Method for Laboratory Measurement of Impact Sound Transmission Through Floor-Ceiling Assemblies using the Tapping Machine"  
 ASTM E90-97, "Standard Test Method for Laboratory Measurement of Airborne Sound Transmission Loss of Building Partitions and Elements."

PRODUCT	DESCRIPTION	PACKAGING	PIECES / PALLET
Whisper Mat HW	Sound Control for wood floors	3' x 50' rolls	30 rolls / pallet
Whisper Mat HW Plus	Moisture Resistance and Sound Control for wood floors	3' x 50' rolls	30 rolls / pallet
# 6000 Primer Concentrate	Primer for ensuring membrane bond to subfloor (Mixed 2 parts water to 1 part concentrate)	16oz (9/ case) 1 gal jug (4/ case)	1 gal jug - 18 cases / pallet
Pro Bloc Primer-Sealer	Primer-Sealer for reducing subfloor moisture emissions (from up to 8 lbs down to 3 lbs) and membrane bond enhancer	1 gal pails (4/ case) 4 gal pails	1 gal - 36 cases / pallet 4 gal - 48 pails / pallet
Protecto Grip Wood Flooring Adhesive	Adhesive for bonding wood flooring to Whisper Mat-HW	1 gal pails 4 gal pails	1 gal - 36 cases / pallet 4 gal - 48 pails / pallet

Premium Building Products That Protect

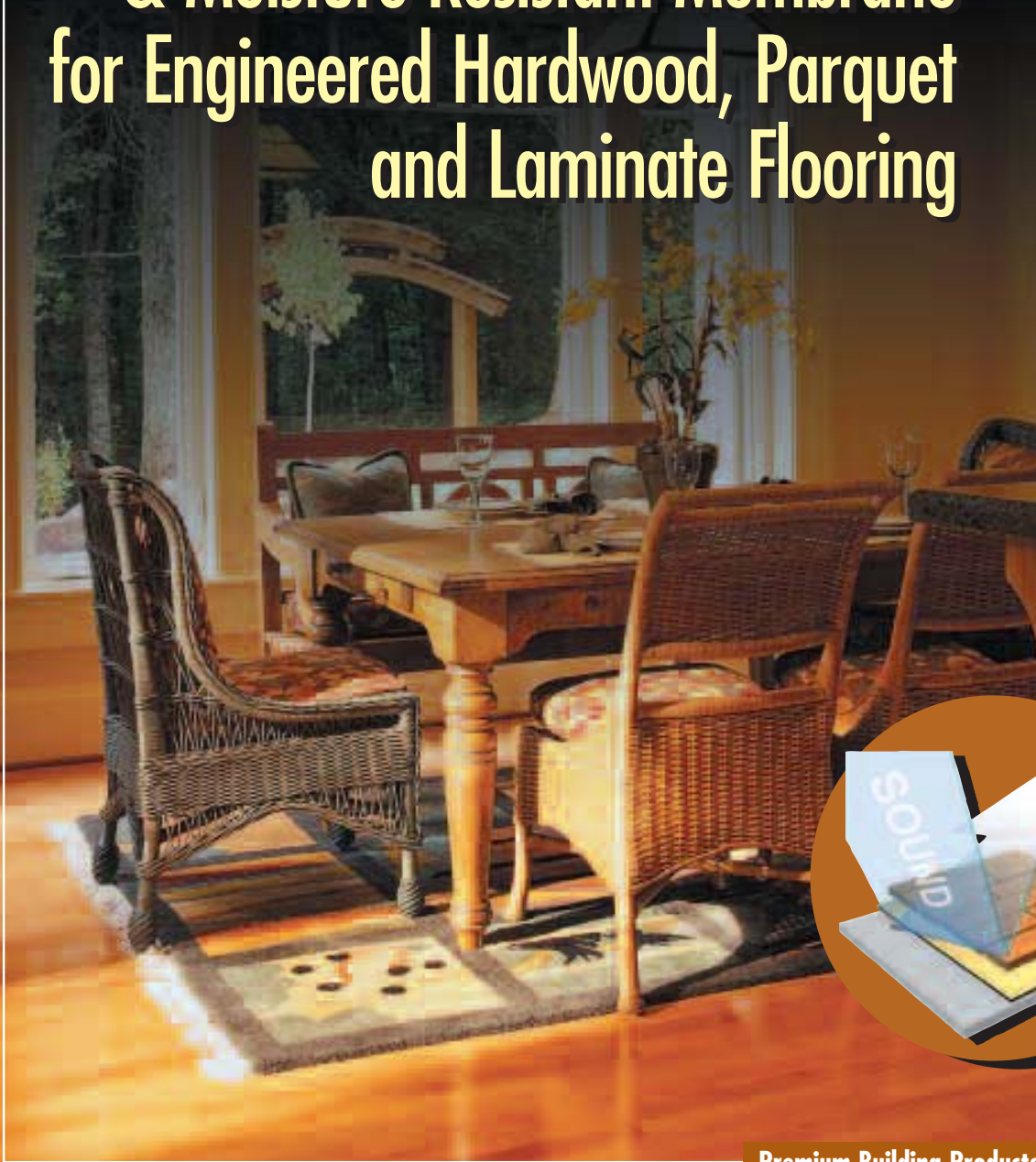




Protecto  
**Whisper Mat<sup>®</sup> HW**  
for hardwood



**Sound Control  
& Moisture Resistant Membrane  
for Engineered Hardwood, Parquet  
and Laminate Flooring**



Premium Building Products That Protect




Sound Control and Moisture Resistant Membrane for Engineered Hardwood, Parquet and Laminate Flooring For:

Whisper Mat® HW is a peel & stick non-permeable sheet membrane, which reduces impact and airborne sound transmissions and is a moisture/vapor barrier. Designed for use with engineered wood plank, wood parquet and laminate floors. Used where sound-control is required, specified or desired.

Constructed of a Cross-Linked Poly-Olefin foam sheet combined with an aggressive rubberized adhesive, Whisper Mat HW combines sound absorption properties with moisture resistant properties making this an excellent system to enhance flooring installation performance.



## PROPERTIES AND ADVANTAGES



- Sound Reduction: IIC: 72 STC: 71
- Protects flooring from subfloor moisture/vapor emissions
- Approved over Radiant Heated Subfloors
- Economical
- Easy, installer friendly installation
- Uniquely Thin System (1/8")
- Commercial and residential applications

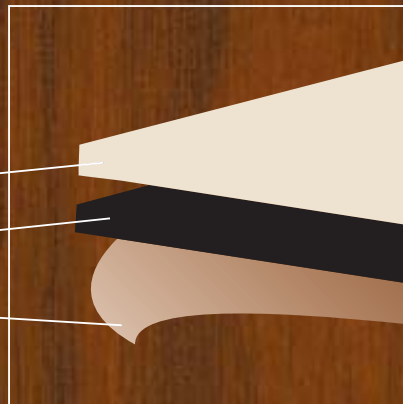
### Whisper Mat® HW Composite

Layers in order, top to bottom:

Cross-Linked Poly-Olefin foam

Aggressive Rubberized Adhesive

Release Paper





# New Construction, Remodeling, Residential & Commercial Construction

## Why Specify Protecto Wrap's Flooring Membranes?

Protecto Wrap Company has been manufacturing membranes since 1952 and has built a sound reputation for producing the highest quality products available. Our sheet membranes meet or exceed waterproofing and sound properties for almost any job specification. Protecto Wrap's strict quality control combined with committed research and development allows for production of the highest quality products available to the flooring and building industries.

**Basic Uses:** Whisper Mat HW underlayment membrane is designed for sound deadening under engineered wood plank, wood parquet and laminate floors. It may be applied to structurally sound and clean surfaces including: concrete, plywood, precast floor panels, OSB, Ceramic tile, terrazzo, natural stone, Portland based leveling and patching compounds, cement backer board, existing VAT, VCT and fully adhered vinyl floors. Whisper Mat is approved for installation over radiant heated floors.

**Limitations:** Whisper Mat HW is not recommended for use on concrete floors where hydrostatic pressure is present or where Moisture Vapor Emissions Rate exceed 3 lbs. Whisper Mat HW is not recommended for use with solid wood plank flooring or any "nail down" only wood floors. Gypsum type patches and levelers are not recommended. Protecto Wrap will not accept responsibility for failures related to use of gypsum underlayments or patching compounds. NOTE: Use Protecto Grip Wood Flooring Adhesive to bond wood flooring to Whisper Mat HW. (Contact Protecto Wrap for list of other approved adhesives).

**Compositions and Materials:** Whisper Mat HW is constructed of cross-linked poly-olefin foam sheet fused with an aggressive rubberized adhesive. The membrane is tacky on the bottom providing superior adhesion to concrete, steel and wood substrates. The cross-linked poly-olefin foam top sheet makes an excellent bonding surface for approved wood flooring adhesives. Contact Protecto Wrap for approved adhesive list.

**Whisper Mat HW contains no V.O.C's and is environmentally safe.** The cross-linked poly-olefin foam and its aggressive rubberized adhesive retain its flexibility throughout the floor's life span and will not dry out or decay with time.

**Size:** Available in 36" x 50' rolls.

## APPLICATIONS

The sound absorption properties combined with moisture resistant properties makes Whisper Mat HW an excellent system to enhance flooring installation performance in:

- Condominiums
- Office Buildings
- Apartments
- Hotels
- Single Family Homes
- Schools



# Whisper Mat<sup>®</sup> HW PLUS System Protect Wood Floors!!!



## A BELT AND SUSPENDERS SYSTEM FOR SOUND & MOISTURE CONTROL

THE WHISPER MAT HW PLUS SYSTEM REDUCES AMBIENT AND IMPACT SOUND AND ALSO PROTECTS WOOD FLOORS FROM SUBFLOOR MOISTURE THAT CAN CAUSE WOOD CUPPING, WARPING AND MOLD!

### WHISPER MAT HW PLUS MEMBRANE

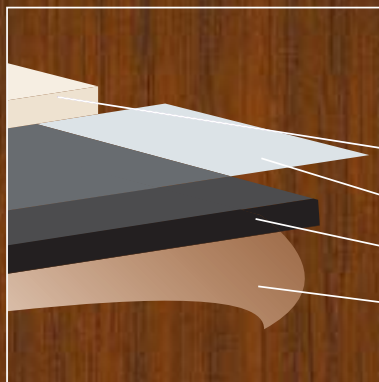
This membrane features a 2" Peel & Stick overlap seaming edge on one side of the sheet. The seaming edge allows for an adhesive-to-adhesive bond between adjoining sheets creating a monolithic protective membrane across the subfloor.

### PRO-BLOC SEALER-PRIMER

Pro-Bloc Sealer-Primer is a solvent free, polymer based moisture emissions reducer and primer. Pro-Bloc is designed to seal subfloors that have up to eight pounds moisture emissions\*, reducing the emissions to three pounds or below. PRO-BLOC<sup>™</sup> also seals porous and dusty surfaces, which improves adhesion spread rates and long-term bond aging.

Whisper Mat HW Plus System must follow membrane and Pro-Bloc installation procedures found in this brochure and on Pro-Bloc label.

Designed for easy roller application, Pro-Bloc forms a tough water resistant film over the substrate surface when applied properly.



### Whisper Mat<sup>®</sup> HW Plus Composite

Layers in order, top to bottom:

- Cross-Linked Poly-Olefin foam
- Plastic Covering
- Aggressive Rubberized Adhesive Overlap
- Release Paper



Whisper Mat HW Plus provides a 2" Overlap Seam.